



## SENTENCE TYPES



Notes

In the previous lesson, you learned how there are grammar rules to join words to make meaningful sentences in a spoken language. Similarly, there are grammar rules to follow to join the signs of sentences to make a meaningful signed sentence. In this lesson, you will also learn different types of signed sentences and become aware of the importance of using space while signing in.



### OUTCOMES

After studying this lesson, learner:

- explains several types of sentence structure in ISL
- identifies sentence types in given ISL material
- demonstrates an awareness of how the signing space is used in ISL

### 10.1 ISL GRAMMAR AND WORD ORDER

ISL grammar is the set of rules related to ISL sentences, that guide the right word order.

When the word order is wrong or the grammar rules are broken, it leads to grammatical mistakes in ISL.

Let's see a few examples:

### Structure and Grammar of ISL



Notes

#### 1. BROTHER/SISTER HAVE? (Do you have a brother/sister?)

ISL grammar rules:

- ❖ 'HAVE' at the end of the sentence
- ❖ Correct facial expressions

If the word order is changed to 'HAVE BROTHER/SISTER?' (wrong ISL word order), it will be a grammatical mistake.

#### 2. MORNING SLEEP LATE LIKE NOT (I don't like sleeping till late in morning.)

ISL grammar rules:

- ❖ 'NOT' at the end of the sentence

If 'NOT' is used in a different word order – MORNING LIKE NOT SLEEP LATE (wrong word order), it is a grammatical mistake.



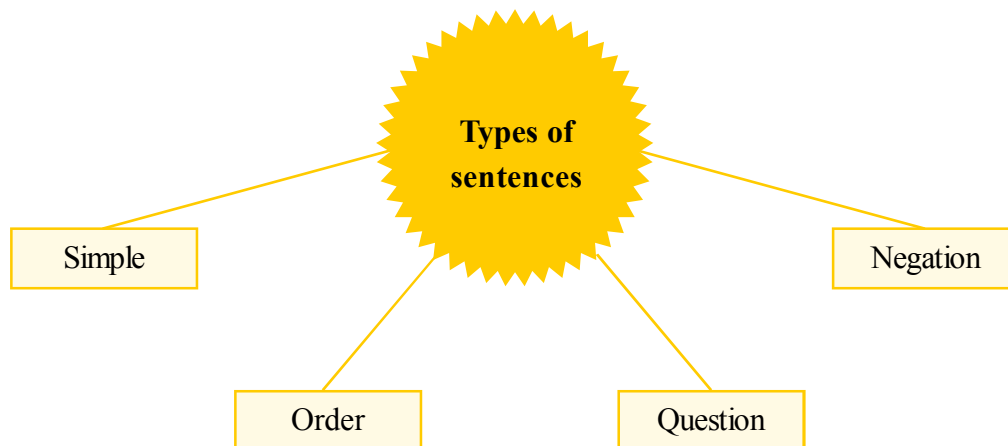
#### INTEXT QUESTIONS 10.1

1. Give two examples of grammatical mistakes in ISL.
2. Fill in the blanks:
  - a. HAVE is used at the ..... of the sentence in ISL.
  - b. NOT is used in the .....of the sentences in ISL.

#### 10.2 TYPES OF SENTENCES IN ISL

We will discuss four important sentence types in ISL:

1. Simple sentences – used to inform, tell
2. Order / command – e.g. EAT NOT, SMOKE NOT
3. Interrogatives (questions) – e.g. FOOD WHERE? ; FOOD FINISH?
4. Negation (NOT)



Notes



Figure-10.1 : Type of Sentences

We will look at each sentence type and understand the grammar rules.

Let's see some examples:

### 1. Simple sentence -

I TONIGHT HOME GO LATE (I will go home late tonight.)

It is a simple sentence, as simply informing/telling.

### 2. Order/command -

TONIGHT HOME LATE NOT. TIME GOOD. (Don't be late coming home tonight. Be back on time.)

It is an order / command to come back on time.

### 3. Interrogatives (questions) -

TONIGHT HOME LATE YOU? (Will you be late coming home tonight?)

Or TONIGHT HOME TIME GOOD YOU? (Would you come back on time tonight?)

This is a question.

### 4. Negation (not) -

TONIGHT HOME COME NOT. (I will not come home tonight.)

This is a negative sentence.

**Structure and Grammar of ISL**



Notes

You can see how by changing words order and expressions, sentence types can change. You can also identify the ISL sentence types. Let’s look at these sentence types in detail.

**DIFFERENCE BETWEEN SIMPLE SENTENCES AND ORDER/COMMAND**

**Simple Sentences:**

The sentences used for simply informing / telling information are simple sentences. E.g. when you tell your friend that: I 10 PASS (I passed Class X)

or HOME RAIN HEAVY (It is raining heavily in my home area)

or CLASS STUDENTS SIT (There are students sitting in the class)

These are simple sentences.

**Order/Command:**

These sentences include giving any order or command.

E.g.

CLASS STUDENTS SIT MUST (Students must sit in the class)

Hence, simple sentences and order / command are different.

E.g.

I PLAN DELHI TRAIN GO (I plan to go to Delhi by train.) => Simple sentence

YOU DELHI TRAIN TICKET MUST (You must take ticket for Delhi Train.) => Order/command

**INTERROGATIVES (QUESTIONS)**

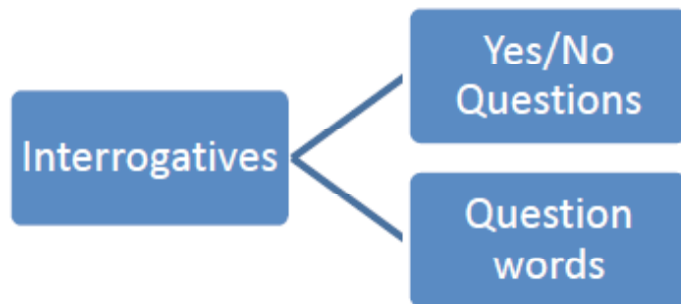


Figure-10.2 : Interrogative Sentences

**Examples of Yes/No questions**

BROTHER/SISTER HAVE? (Do you have a brother/sister?)

YOU FOOD FINISH? (Have you finished your food?)

**QUESTION WORDS – PLACE, PERSON, TIME, ETC.**

YOU GO WHERE? (Where are you going?)

The question word must come at the end of the sentence.

WHO = Face + Question

WHERE = Place + Question

WHAT TIME = Time + Question

**NEGATION (NOT)**

These are the negative or NOT sentences.

The sign ‘NOT’ and the negative facial expression are important. There are many signs related to negation:

1. DON’T WANT
2. NO / DON’T
3. NOT POSSIBLE
4. NOTHING
5. NONE

The negative sign will come at the end of the sentence.

**COMPLEX SENTENCES**

ISL sentences can be short or long. Like spoken languages, ISL can have long and complex sentences.

Two or more simple sentences can be combined to make complex sentences.

**IF**

(IF) RAIN, SCHOOL GO NOT (If it rains, I will not go to school)

It is not required to put ‘IF’. We can show ‘if’ through facial expressions.



Notes

Structure and Grammar of ISL



Notes

There is a short pause between two clauses, the same as a comma in a written sentence.

**WHILE**

When doing two or more tasks at the same time, we can use ‘while’.

E.g. WHEN RAIN, WALK (one hand) + UMBRELLA (other hand): (When it rains, walk while holding umbrella.)

In sign language, we can show two tasks being done at the same time using both hands. This is not possible in spoken languages.

E.g. DRIVE (one hand) + EYES SLEEPY (other hand): (Feeling sleepy while driving)

SLEEP (one hand) + LIGHT NOT (other hand) : (Don’t turn on the light while sleeping)

You see, in ISL we can compress signs and show two tasks at the same time using both hands.



**INTEXT QUESTIONS 10.2**

1. Explain the difference between simple sentences and complex sentences?
2. Describe different ways of signing negative sentences in ISL?
3. True / False
  - a. We can show two tasks at same time using both hands in ISL.
  - b. There are no complex sentences in ISL.
  - c. There is only one way of signing negative sentences.
  - d. Question words in ISL are used in beginning of sentence.
4. Identify the sentences : (Simple/ Order / Question / Negative )
  - a. HOME WORK FINISH NOT.  
.....
  - b. I STUDY CLASS X NIOS.  
.....
  - c. YOU EXAM PASS?  
.....

d. TOMORROW LEAVE NOT. COME MUST.

.....

### 10.3 USE OF SPACE AND DIRECTION IN ISL

There are grammar rules related to signing space. If they are not followed, the signing looks unclear.

For sign to be clear, it is important to use the signing space, eye movement, and pointing –



Notes

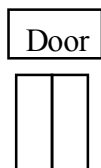


Figure-10.3 : Use of Space

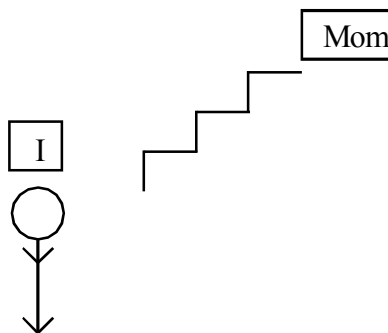


Figure-10.4 : Use of Direction

HOME STAY (I was staying at home)

STAIRS UP MOM CALL (Left Up) (Mom called me upstairs)

FRIEND DOOR BELL (Right Down) (My friend rang the doorbell)

I SEE (From left up to right down) (I saw my friend)

DOOR OPEN WALK GIFT GIVE ME BOX TABLE KEEP (The door opened, and my friend walked in and gave me a gift box which I kept on the table.)

With the signing space defined clearly, you would be able to understand this easily in ISL – with the right placement of stairs, door, mother, gift and table.

If there are errors in the signing space, it will not make any sense.

We need to ensure the following so that proper meaning is conveyed using signing space.

- Locations needs to be defined and followed in signing space.
- Movement and orientation are also very important and they change the meaning of the sentences.

### Structure and Grammar of ISL



Notes

- The movement of the sign needs to match the location defined earlier.

#### I. QUESTION, (YOU) ANSWER

Here, movement will decide the meaning of who is questioning and who will answer.

If these rules are not followed, ISL will not be clear and there will be confusion. Using the signing space and ISL grammar is extremely important.



#### INTEXT QUESTIONS 10.3

1. True / False
  - a. There are ISL grammar rules related to signing space. (True/ False)
  - b. Location needs to be defined and followed in signing space. (True/ False)
  - c. The movement of the sign need not match the location defined earlier. (True/ False)



#### WHAT YOU HAVE LEARNT

- It is important to know ISL grammar rules to make meaningful and correct signed sentences.
- 'HAVE' and 'NOT' are signed at the end of a signed sentence with proper facial expressions.
- Signed sentences can be of four types: Simple sentences, Order or command giving sentences, Interrogative sentences and sentences denoting Negation (not).
- Interrogative sentences can be Yes/No or Question word (Where, Who, What time) sentences. In Yes/No answer, question sentences, proper facial expression is important and in question word sentences, the rule is sign the question word ( where, who, when etc.) at the end of the sentence.
- Negation can be of many types: DON'T WANT; NO / DON'T; NOT POSSIBLE; NOTHING; NONE. And each of negations is signed differently with different facial expressions too.
- Remember that the negative sign will come at the end of the sentence.



- Like in spoken language, ISL too we have short and long sentences and two sentences can be joined to form a complex sentence. However, there are rules and ways to sign these combined sentences. E.g. in a sentence. ‘If it rains, I will not go.’ There is no need to sign ‘If’ but show facial expression and for a comma, give a little pause between the clauses.
- Simultaneity is a beautiful feature of sign languages which is not possible in spoken languages. In ISL, both hands can be simultaneously used to show two different signs at the same time. E.g. WHEN RAIN, WALK (one hand)+UMBRELLA (other hand).
- There are grammar rules related to signing space too. If they are not followed, the signing looks unclear. In a long sentence there could be many characters, locations and actions, so it is important to assign a fixed spot to everyone in the signing space. Orientation and movement also need to be taken care of, otherwise the whole signed sentence becomes a mess and meaningless.
- While signing a conversation, movement in the signing space will decide who is asking and who is answering.
- All ISL grammar rules must be followed to sign clearly and meaningfully.



### TERMINAL EXERCISE

1. ISL grammar is same as English grammar.
  - a) This is true
  - b) This is false
2. Where do we use ‘HAVE’ in ISL sentences –
  - a) At the beginning.
  - b) At the end.
  - c) In the middle.
  - d) It can be used anywhere.
3. Give examples of using ‘NOT’ in ISL sentences and explain the position of NOT in the sentence.
4. Which of these are important in using the signing space properly in ISL?
  - a) Pointing
  - b) Handshape
  - c) Location and movement of signs
5. Give examples of following sentences in ISL:



Notes

