



## Painting (332)




L.No	Title of the Lesson	Skill	Activity
14	Folk Painting	Appreciation ability, Creative thinking, Critical thinking, Problem Solving	Visiting Museum and Library to be able to identify and learn about the Folk Art of India.

### Meaning

Folk art is a traditional art. Objects and decoration are made in a traditional fashion by craftsmen without formal training. Folk art springs one self-consciousness at the grass roots level of people's most fundamental life experience. Folk artists are ordinary people and use a very simple method and materials. They make use of locally available materials and prepare their own colours and brushes. Colours are made from vegetables and locally available materials. Almost each district of each state in India developed its individuality in art and craft.

Art Work	Appreciation of the Painting
 <p><b>Kalighat Painting</b> Title – Kalighat Painting Place – Kolkata Painter – Potua</p>	<ul style="list-style-type: none"> <li>• This painting is a good example in which an aristocrat is getting his ear cleaned by his servant.</li> <li>• In the figure the distinction of their social status has been marked by the costumes and dresses, it shows the mastery of the artists.</li> <li>• The painting is characterized by a flat background and the predominant use of colors.</li> <li>•</li> </ul>
 <p><b>Kalamkari Painting</b></p>	<ul style="list-style-type: none"> <li>• This is a beautiful example of Kalamkari style.</li> <li>• The design consists of traditional Indian motifs of flowers and leaves.</li> <li>• This is one of the finest work of Kalamkari, it shows the mastery of the work over their subject.</li> </ul>

## Painting (332)

<p>Title – Tree of Life Place – Andra Pradesh Medium – Ink on cloth</p>	
 <p><b>Warli Painting</b> Title –Warli Place – Maharashtra Artist – Jivya Soma Mase</p>	<ul style="list-style-type: none"><li>• This is one of the beautiful paintings which shows the everyday life of Warlis.</li><li>• Human figures are simplified into triangles and few straight lines.</li><li>• In this painting emotions are expressed in superb way.</li></ul>
 <p><b>Phad Painting</b> Title – Phad Place – Rajasthan</p>	<ul style="list-style-type: none"><li>• The composition, a unity is achieved by the painter which binds all elements into one,</li><li>• The picture is full of local characteristics.</li><li>• In the image human figures are drawn in a very simple manner, through appear to be short.</li><li>• In the composition lines fluent and of equal thickness and covered balcony gives a Rajasthani character to the picture.</li></ul>
 <p><b>Madhubani Painting</b> Title – Madhubani Place – Bihar Artist – Women folks of Mithila</p>	<ul style="list-style-type: none"><li>• The background is totally covered with excellent flowers and leaf motifs.</li><li>• Forms are defined by two parallel out lines, outlines, which is a traditional characteristic of Madhubani painting.</li><li>• The space between the two outlines remains white and emphasizes the brightly colour planes of the picture.</li></ul>

## Painting (332)

<b>Let us Know</b>	<b>Let's Do</b>	<b>Maximize Your Marks</b>	<b>Extend Your Horizon</b>
<ul style="list-style-type: none"> <li>• Every Indian state has its own folk art form, which are all beautiful and breathtaking.</li> <li>• Found embossed on the mud walls of the local houses Warli art was first founded in the early seventies.</li> <li>• A recent style of Kalamkari called Karuppur has the fabric enhanced with a golden brocade and that is meant for royal families.</li> </ul>	<ul style="list-style-type: none"> <li>• Visit the library, sites and collect some references about Folk painting and technique.</li> <li>• Collect some photographs, illustration and information about the Folk art and renowned folk artists from the library.</li> <li>• Visit Museum to observe the different folk art done by folk and tribal artists.</li> </ul>	<ul style="list-style-type: none"> <li>• Read the general description of the different types of Folkart already given in your textbook carefully.</li> <li>• Try to write an appreciation note of the aesthetic beauty of the enlisted paintings in your own language.</li> <li>• Read and write in detail about the Folk painting such as medium, materials used, title, name of artists, sites etc. carefully.</li> </ul>	<ul style="list-style-type: none"> <li>• Read the reference book and develop your interest in the historical aspect of different types Folk art.</li> <li>• Watch master work and talk Folk artists about the technique of Folk art.</li> </ul>
<p><b>Evaluate Yourself</b></p>			
<ul style="list-style-type: none"> <li>• What is Jhaakhas in Phad painting?</li> <li>• Identify the folk art, which generally depicts the royal and secular themes and justify the</li> </ul>			

## Painting (332)

statement.

- Identify the art, where human figures drawn in triangles and few lines.