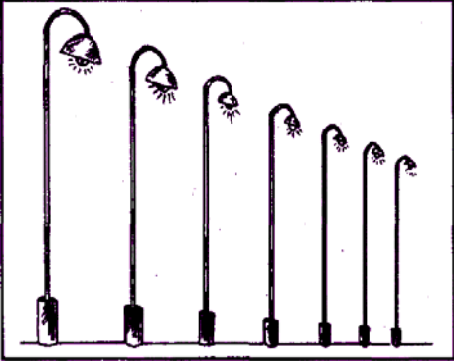



Painting (332)



| L No | Title of the Lesson | Skill | Activity |
|------|---------------------|--|--|
| 2 | Nature Study | Appreciation ability, Creative thinking, Critical thinking, Problem Solving | Visiting studio and Library to be able to identify and learn about the Nature Drawing. |

Meaning

You look at nature, you will find many colour, line, texture and shape in every natural objects like tree, flower, vegetables and living creatures. When viewing the natural things it becomes that these are in the right proportion, balance and rhythm. Look at your own body, and realize all these qualities in the placement, size, balance, etc. of your eyes, arms, and legs everything. It becomes very clear that all facts of nature cannot be put on paper, still, with the right combination of lines, tones, space, perspective and composition, we can recollect and communicate our experience make the viewers a participant in our response to nature.

| Art Work | Impotent Elements |
|---|---|
|  <p>Perspective</p> | <p>Perspective is the means by which forms can be positioned in the implied three dimensional space of the picture. The object becomes smaller in size and hazy as it recedes from the foreground to the background of the picture.</p> |
|  | <p>A well balanced composition depends on the well balanced arrangement in the space.</p> |

Painting (332)

| | |
|---|---|
| <p>Balance</p>  | <p>Colour may well be the most subjective element of all. All vegetation is green, but you will use different hues for the maximum effects.</p> <p>There are many kinds of water colour techniques, but most common among these are opaque (Poster colour) and transparent use or water colour.</p> <p>Opaque techniques are easier to handle, because you can apply many coats or colour on it and rectify your mistake.</p> |
| <p>Colour</p>  | <p>Select different kinds of vegetables like onion, capsicum.</p> <p>Draw outlines with black waterproof ink pen. Then use coloured ink or water colour.</p> |

| Let us Know | Let's Do | Maximize Your Marks | Extend Your Horizon |
|---|--|--|--|
| <ul style="list-style-type: none"> Nature is ever changing and full of life. So it is necessary to capture this essence of nature according to one's | <ul style="list-style-type: none"> Visit the studio and a library and collect some references and clear your concept about Nature drawing and | <ul style="list-style-type: none"> Read the general description and salient elements of the Nature drawing given in your textbook | <ul style="list-style-type: none"> Read and observe some artists work to develop your interest in the field of fine arts. |

Painting (332)

| | | | |
|---|---|--|--|
| <p>perception.</p> <ul style="list-style-type: none">• Landscape painting should be done on the spot. | <p>technique.</p> <ul style="list-style-type: none">• Collect some master copy and illustration about the Nature Study of renowned artists from the library and studio. | <p>carefully.</p> <ul style="list-style-type: none">• Try to draw different type of natural things with colour, light and shade on your own. | <ul style="list-style-type: none">• Watch the method of master work and talk famous artists about the technique of Nature drawing. |
| <p>Evaluate Yourself</p> <ul style="list-style-type: none">• Select any spot you like and draw the outlines of the scene.• Draw any picture of a park and fill the drawn area with dark colors.• Name the salient features of the landscape drawing. | | | |