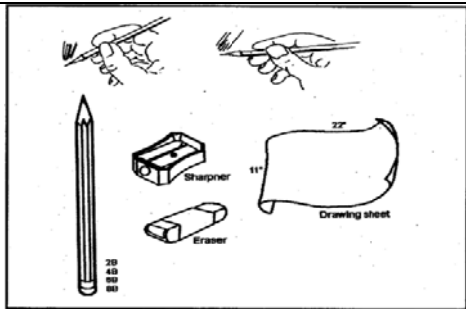



## Painting (332)



L No	Title of the Lesson	Skill	Activity
3	Fundamentals of Painting	Appreciation ability, Creative thinking, Critical thinking, Problem Solving	Visiting studio and Library to be able to identify and learn about the Nature Drawing.

### Meaning

Painting can be defined as representing an object through the medium of colours or in black and white. A painter works with pigments usually applied to a flat surface by means of a spatula, palette, knife or brush. Material required for painting is a power color, cake, tubes, poster colours, acrylic colour in tubs and small jars etc. First handle the object drawing with one colourie. Monochrome colour. After handling monochrome colour work with limited colour and try to give the proper shape, tonal variation, highlight, shade and shadow.

Art Work	Important Elements
 <p>Fig. 3.1</p>  <p><b>Material Required</b></p>	<p>To start with, one needs a clean sheet of paper and pencils. Color can be added using various mediums such as water color, acrylic colors, and brushes of various sizes. Then again, one can use crayons and other wax colors. The above mentioned medium is suited for someone who has just started painting.</p>

## Painting (332)

	<p>There are many attributes of a good painting. One will be able to create an attractive painting if one understands both the aesthetic and the technical aspects of a painting.</p>
<p><b>Attributes of a good painting</b></p>	<p>It is that area of an artwork which immediately the viewer's attention. This is the area of action the painting, the area the artist wants us to view first.</p>
	
<p><b>Focal Points</b></p>	

<b>Let us Know</b>	<b>Let's Do</b>	<b>Maximize Your Marks</b>	<b>Extend Your Horizon</b>
<ul style="list-style-type: none"> <li>• Nature is ever changing and full of life. So it is necessary to capture this essence of nature according to one's perception.</li> <li>• Landscape painting should be done on the spot.</li> </ul>	<ul style="list-style-type: none"> <li>• Visit the studio and a library and collect some references and clear your concept about the fundamentals of painting drawing and technique.</li> <li>• Collect some master copy and illustration about the animate and inanimate objects by renowned artists from the</li> </ul>	<ul style="list-style-type: none"> <li>• Read the general description and salient elements of the fundamentals of painting given in your textbook carefully.</li> <li>• Try to draw different type of monochrome painting on your own.</li> </ul>	<ul style="list-style-type: none"> <li>• Read and observe some artists work to develop your interest in the field of fine arts.</li> <li>• Watch the method of master work and talk famous artists about the different type of techniques of the painting.</li> </ul>

## Painting (332)

	library and studio.		
<b>Evaluate Yourself</b>			
<ul style="list-style-type: none"><li>• What are the differences between animate and inanimate objects?</li><li>• Write the qualities to create a good painting.</li><li>• Give examples of primary and tertiary colours.</li></ul>			