



Painting (332)


L No.	Title of the Lesson	Skill	Activity
4	Composition	Appreciation ability, Creative thinking, Critical thinking, Problem Solving	Visiting studio and Library to be able to identify and learn about the composition drawing

Meaning

Composition in painting means selection and arrangement of animate or inanimate objects within the given space to express the artist's ideas or imagination properly and effectively. First sketching should be done with pencil after words the light and shade drawn on canvas or paper. At the very beginning, we may go for non-figurative composition.

Art Work	Important Elements
 <p>Geometrical Forms of Composition</p>	<p>Take one black sheet of paper. Cut it in different shapes and sizes like circle, square, triangle or different shapes. Instead of black colour, you may go for different colour paper also. Make designs with these cut pieces on a colour sheet or white sheet. It helps to develop the basic compositional idea, which will also help to develop the idea of proper balancing of the covered area.</p>
 <p>Composition –Mother and Child</p>	<p>Before thinking about the composition, one should think about the selection of subject or theme of the painting. Namely - Mother and Child, Marketplace, Bus stop, Village scene, Landscape etc. Select any one of the given subjects. For example - we select 'Mother and Child' as the theme of our painting. Now we shall make several sketches of Mother and Child from life as ready reference.</p>

Painting (332)

	<p>To learn about the Nature based composition, first should select the theme. Select any one subject that is a river side as the theme of the painting. Now make sketches of River side, then add colour.</p>
<p>Nature Based Composition</p>	

Let us Know	Let's Do	Maximize Your Marks	Extend Your Horizon
<ul style="list-style-type: none"> • Consciously or unconsciously every day we also do composition work in our room decoration, room arranging work, drawing room table arrangement work. 	<ul style="list-style-type: none"> • Visit the studio and library and collect some references and clear your concept about Composition drawing and technique. • Collect some master copy and illustrations about the different types of composition of renowned artists from the library and studio. 	<ul style="list-style-type: none"> • Read the general description and salient features of the Composition drawing given in your text book carefully. • Try to draw different type of composition painting on your own. 	<ul style="list-style-type: none"> • Read and observe some artists work to develop your interest in the field of fine arts. • Watch the method of master work and talk famous artists about the different type of techniques of the painting.
<p>Evaluate Yourself</p> <ul style="list-style-type: none"> • Draw a village corner in your drawing sheet, what we see generally in the village. • Arrange few cut outs of papers and make one 			

Painting (332)

balanced
geometrical
composition.

- Select any one
your own
family
photograph
and try to
draw with
colours.