

1

Practical

Aim : To study and draw basic shapes and volume of objects in individual and groups.

Introduction

Art will make us more sensitive to our cultural heritage, environment and develop a creative attitude in day to day activities. In the area of the art it is necessary to ensure that we should follow certain forms, techniques and styles. Therefore, practical part has very important role in Painting course. In every step you need to face experiment with easily available materials.

Objectives

On completion of this Practical, you will be able to:

- differentiate basic shapes.
- to simplify different objects into basic shapes.
- create volume by using different line, light tone and shade.
- identify and treat the different size and proportion of the various objects.

Select

- Cut three basic shaped hard paper (Post card, Copy Cover)



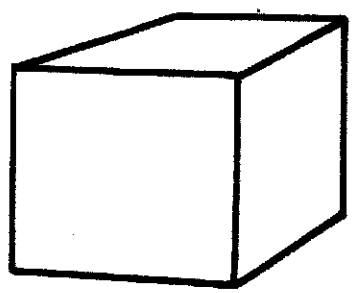
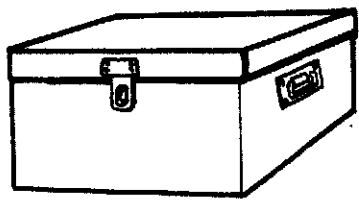
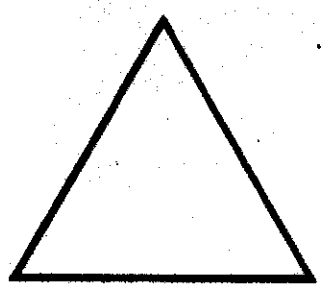


For Example

Circle

Square


Triangle

- Select 3 objects based on each shapes and place them in front of you and draw. Now convert these shapes into objects.





Art



Use of light and shade on basic shape



Use of light and shade on basic shape

Draw these objects in line, then add shade according to the source of light which will add volume to the objects